




RVS Master™ DpX Diesel Injection Pump Cleaner

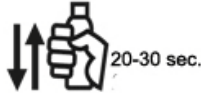
Application Instructions


- RVS Master™ Diesel Injection Pump Cleaner is specifically formulated for the treatment of injection pumps & injectors of diesel engines. In addition to cleaning out your dirty injectors from gunk build-up and improving atomization of the air/fuel mixture, RVS Master™ also creates a durable nano-ceramic layer on all metal parts under friction, extending the life of your injection pump.
- One RVS Master™ Treatment lasts for 60,000km/40,000miles or 1,500 hours of operation. Under severe operating conditions, RVS treatment may be repeated sooner.


Treatment Procedure


Note: Do not skip any of the steps in the following procedure. Doing so can significantly diminish your results.

- 

1 Start the treatment with your diesel tank between 1/3 and 1/2 full
- 

2 Shake Bottle well until there is no more residue on bottom of bottle
- 

3 Remove tank cap and pour the entire contents of the bottle into your diesel tank. Use a funnel if necessary.
- 

4 Start your vehicle right away and let it idle for 15-20 minutes without driving it.
- 

5 You can now drive your car normally at your own time. After you drive it for 400km/250 miles OR after 10 hours or running time, the treatment will be complete.
NOTE: Do not fill your tank again until your tank gets empty first. Doing so will dilute the RVS compound and the results will be diminished.

Storage and safety instructions

Store at temperatures below +40 °C (105 °F).

In case of skin contact, wash with lukewarm water and soap. If the product gets in your eyes, it may cause irritation – flush with water and consult a doctor if the irritation continues. If the product is swallowed, flush the mouth with water and consult a doctor. Do not induce vomiting!

Keep product out of reach of children.

Imported and Distributed by 6089500 Canada Inc., K4M 1A2 Ottawa, ON

Copyright © 2010-2011 RVS Master™